

RENEWABLE ENERGY

Industry in India

SUBSCRIBE 

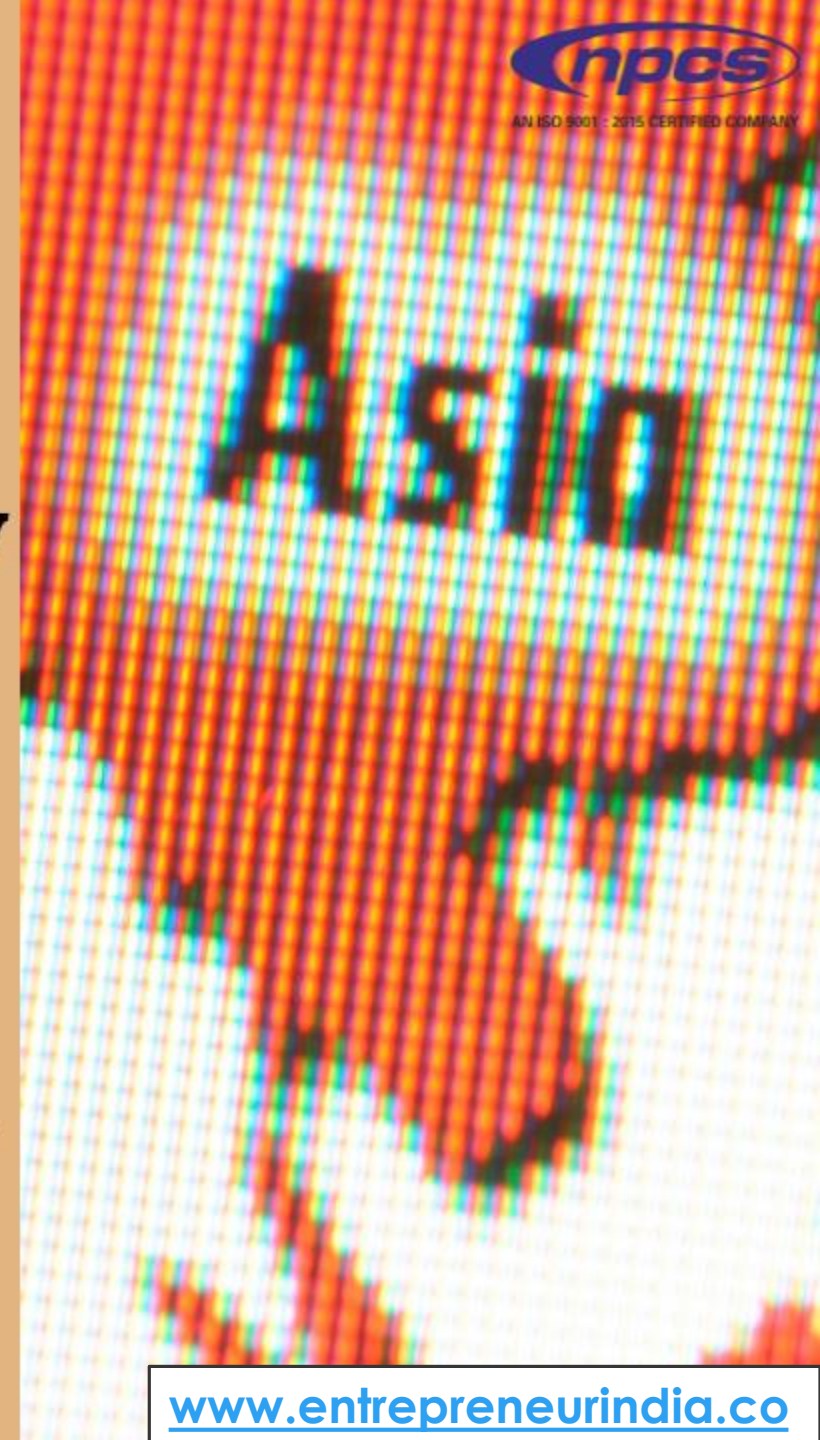
A Clean Energy Revolution is taking Place across India Energy Sector

The Renewable Energy Market in India

Indian renewable energy market was projected to be worth \$7.5 billion in 2012, according to India Solar Guide. The market includes revenues from solar photovoltaic (PV), wind power, hydropower and biopower segments.



Asia's third-largest economy is expected to attract \$14 billion investment in renewable energy through 2015. A number of factors have contributed to the growth of renewable energy market in India including rapid industrialization,...



..rising electricity demand and increasing need for cleaner fuels. In addition, government incentives such as feed-in tariffs (FiTs) are also boosting investments in clean technology.

Moreover, growing awareness about environmental concerns has led consumers to adopt green products resulting in a rise in demand for eco-friendly products including solar PV panels and wind turbines among others.

Government support in terms of tax rebates on import duties and FiTs is required to further promote development of renewable technologies.

➤ *Visit this Page for More*

Information: [Start a Business in Renewable Energy Industry](#)

GOVERNMENT



Creating a Sustainable World

**India ranks 3rd in
renewable energy
country attractive
index in 2021.**



The country has set an ambitious target to achieve a capacity of 175 GW worth of renewable energy by the end of 2022, which expands to 500 GW by 2030. This is the world's largest expansion plan in renewable energy.



India's installed renewable energy capacity has increased 286% in the last 7.5 years and stands at more than 151.4 Giga Watts (including large Hydro), which is about 39 per cent of the country's total capacity (as on 31st December 2021).



The installed solar energy capacity has increased by 17 times in the last 7 years, and stands at 49.5 GW. The installed Renewable energy capacity (including large hydro) has increased from 76.37 GW in March 2014 to 151.4 GW in December 2021, i.e. an increase of around 98%.



India has achieved its NDC target with total non-fossil based installed energy capacity of 158.17 GW which is 40.2% of the total installed electricity capacity. Up to 100% FDI is allowed under the automatic route for renewable energy generation and distribution projects subject to provisions of The Electricity Act, 2003.

➤ ***Read Similar Articles:*** [Renewable Energy Sector](#)

How Solar Power can help transform the Indian Economy





The new government is keen to make sure India taps its vast potential for solar power. It wants to install more than 100 gigawatts of solar capacity by 2022 and has set a goal of producing 100,000 MW of renewable energy, up from just over 20,000 MW today.

This makes sense as solar is a clean source of energy with virtually unlimited potential in India. The solar energy could meet more than half of India's growing electricity demand over the next decade. That would mean adding about 60 GW annually—more than twice what was installed globally last year.

- **Related Feasibility Study Reports:** [Renewable Energy Sector, Green Power, Solar Energy, Biofuel, Hydroelectric, Wind, Geothermal, Biomass, Non-conventional Energy, New and Renewable Energy Projects](#)

Renewables will make up 14% of India's total installed power capacity by 2021. This estimate is roughly in line with government estimates, which expect 11-14% of total capacity to come from non-hydro renewable sources. The Indian government also plans to increase its solar capacity to 100 gigawatts (GW) by 2022, a more than sixfold increase over present levels.

However, Prime Minister Narendra Modi may exceed even these targets. In his Independence Day speech last year, he announced that his administration would aim for an additional 175 GW of renewable energy capacity by 2022. That would bring India close to having half of its overall electricity generation capacity coming from clean energy sources.

And as a sign of just how serious India is about achieving these goals, it recently extended a national tax break on new solar installations until March 2019.

➤ **Read our Books Here:** [Solar Products, Renewable Energy, Solar PV Power, Solar Energy, Solar Lighting, Solar Power Plant, Solar Panel, Solar Pump, Solar Photovoltaic Cell, Solar Inverter, Solar Thermal Power Plant, Solar Farm and Solar Cell Modules](#)

Industry Scenario

Renewable energy sources have a combined installed capacity of 150+ GW. As of 31 December 2021, the total installed capacity for renewable energy in India is 151.4 GW.

Scenario

The following is the breakup of total installed capacity for Renewables, as of 31 December

2021:

- **Wind power: 40.08 GW**
- **Solar Power: 49.34 GW**
- **BioPower: 10.61 GW**
- **Small Hydro Power: 4.83 GW**
- **Large Hydro: 46.51 GW**

Government of India has set targets to reduce India's total projected carbon emission by 1 billion tonnes by 2030, reduce the carbon intensity of the nation's economy by less than 45% by the end of the decade, achieve net-zero carbon emissions by 2070 and expand India's renewable energy installed capacity to 500 GW by 2030.

- **45 solar parks of aggregate capacity 37 GW have been approved in India.**
- **Solar Parks in Pavagada (2 GW), Kurnool (1 GW) and Bhadla-II (648 MW) included in top 5 operational solar parks of 7 GW capacity in the country**
- **The world's largest renewable energy park of 30 GW capacity solar-wind hybrid project is under installation in Gujarat.**

Production Linked Incentive (PLI) Scheme

The Union Cabinet chaired by the Prime Minister, Shri Narendra Modi has given its approval to introduce the Production-Linked Incentive (PLI) Scheme in High Efficiency Solar PV Modules for Enhancing India's Manufacturing Capabilities and Enhancing Exports – Atmanirbhar Bharat.

➤ **Watch other Informative Videos:** [Renewable Energy Sector, Green Power, Solar Energy, Biofuel, Hydroelectric, Wind, Non-conventional Energy, New and Renewable Energy](#)

Business Opportunities

India is working to increase its share of renewable energy, moving away from coal, which makes up 60% of its current energy production. The country has instituted an ambitious plan that will see it generate 40% of its power from renewable sources by 2030. This transition means companies have an opportunity to profit and make their mark in India's renewable-energy sector.

Here are a few ways you can take advantage of these business opportunities:

- **Invest in Solar Power Companies**
- **Invest in Wind Power Companies**
- **Supply Clean Energy Equipment to Power Plants or Install Them Yourself as a Service Provider**
- **Develop Renewable Energy Projects for Commercial Use**

- **Provide Clean-Energy Consulting Services**
- **7. Research New Solar and Wind Technologies**
- **Sell Solar Power Systems to Homes and Businesses**
- **Buy a Solar Panel Franchise**
- **Manufacture or Install Solar Panels in Developing Countries (and Export to Your Home Country)**

- **Make Clean-Energy Investments**
- **Become an Authorized Sales Representative for a Solar Panel Manufacture**
- **Start a Clean-Energy Franchise**
- **Invest in Clean-Energy Technology Startups**
- **Develop Clean-Energy Technologies and Licensing Agreements**

- **Manufacture or Install Solar Panels to Sell to Other Countries**
- **Sell Electric Vehicles (for Commercial Use) and Recharge Stations**
- **Develop Electric Vehicle Charging Stations**
- **Manufacture or Install Electric Vehicle Charging Stations**
- **Manufacture Solar Panels for your own Home**

Government Commitments

Reduce India's total projected carbon emission by 1 bn tonnes by 2030, reduce the carbon intensity of the nation's economy by less than 45% by the end of the decade, achieve net-zero carbon emissions by 2070 and expand India's renewable energy installed capacity to 500 GW by 2030.

Government Commitments

Reduce India's total projected carbon emission by 1 bn tonnes by 2030, reduce the carbon intensity of the nation's economy by less than 45% by the end of the decade, achieve net-zero carbon emissions by 2070 and expand India's renewable energy installed capacity to 500 GW by 2030.

Proposed Solar Cities and Parks

**1 solar city per state-
approved and approval
setting up 45 solar parks
of 37 GW across the
nation.**



New Areas of Opportunities
**Wind – Solar Hybrid, Off-
shore Wind Energy,
Floating PV Projects,
Green Hydrogen**



Atmanirbhar Bharat

PLI scheme in Solar PV manufacturing with financial outlays of INR 24,000 crores introduced under Atmanirbhar Bharat 3.0. Imposition of Basic Customs Duty of 25% on Solar Cell & 40% on Solar PV Modules w.e.f. 01.04.2022.



AATMA-NIRBHAR
BHARAT

Industry Trends


100 smart city projects

**Provision of rooftop
solar and 10%
renewable energy
mandatory.**



Up-gradation and Modernization

Up-gradation of watermills and micro hydro projects.



Solar Pumps

**100,000 solar pumps
required for
agriculture.**



Green Energy Corridor

**Plans to set up 12600
ckm of inter-state
and intra-state
transmission lines.**



Government Ministry/ Department

- [Indian Renewable Energy Development Agency](#)
- [Ministry of New and Renewable Energy \(MNRE\)](#)
- [National Institute of Solar Energy \(NISE\)](#)
- [National Institute of Wind Energy \(NIWE\)](#)
- [Sardar Swaran Singh National Institute of Bio-Energy](#)
- [Skill Council for Green Jobs](#)
- [Solar Energy Corporation of India \(SECI\)](#)

Industry Associations

- [Independent Power Producers Association](#)
- [India Energy Storage Alliance](#)
- [Indian Wind Energy Association](#)
- [Indian Wind Power Association](#)
- [Indian Wind Turbine Manufacturers Association](#)
- [National Solar Energy Federation of India](#)
- [Solar Power Developers Association](#)

TAGS

#BusinessIdeas #StartupBusinessIdea #EntrepreneurIndia
#NPCSProjects #Startup #Business #BusinessConsultant
#ProjectReport #BusinessOpportunity #BusinessPlan
#BusinessIdeas #ManufacturingBusinessIdeas
#RenewableEnergyIndustry #IndiaRenewableEnergy
#CleanEnergyRevolution #IndiaEnergySector #SolarPower
#ProjectReport #BusinessOpportunity #BusinessPlan #NPCS
#EntrepreneurIndia

For more Projects and further details, visit at:

[Project Reports & Profiles](#)

[BOOKS & DATABASES](#)

[Market Research Report](#)

Must Visit Links

Looking for a Startup Consulting Services, [Click Here](#)

Start a Business in Africa, [Click Here](#)

Start a Business in India, [Click Here](#)

Start a Business in Middle East, [Click Here](#)

Start a Business in Asia, [Click Here](#)

Start a Business in Potential Countries for Doing Business, [Click Here](#)

Best Industry for Doing Business, [Click Here](#)

Business Ideas with Low, Medium & High Investment, [Click Here](#)

Looking for Most Demandable Business Ideas for Startups, [Click Here](#)



Major Queries/Questions Answered in Our Report?

- 1. How has the industry performed so far and how will it perform in the coming years?**
- 2. What is the Project Feasibility of the Plant?**
- 3. What are the requirements of Working Capital for setting up the plant?**
- 4. What is the structure of the industry and who are the key/major players?**

- 5. What is the total project cost for setting up the plant?**
- 6. What are the operating costs for setting up the plant?**
- 7. What are the machinery and equipment requirements for setting up the plant?**
- 8. Who are the Suppliers and Manufacturers of Plant & Machinery for setting up the plant?**
- 9. What are the requirements of raw material for setting up the plant?**

10. Who are the Suppliers and Manufacturers of Raw materials for setting up the plant?

11. What is the Manufacturing Process of the plant?

12. What is the total size of land required for setting up the plant?

13. What will be the income and expenditures for the plant?

14. What are the Projected Balance Sheets of the plant?

- 15. What are the requirement of utilities and overheads for setting up the plant?**
- 16. What is the Built up Area Requirement and cost for setting up the plant?**
- 17. What are the Personnel (Manpower) Requirements for setting up the plant?**
- 18. What are Statistics of Import & Export for the Industry?**
- 19. What is the time required to break-even?**

- 20. What is the Break-Even Analysis of the plant?**
- 21. What are the Project financials of the plant?**
- 22. What are the Profitability Ratios of the plant?**
- 23. What is the Sensitivity Analysis-Price/Volume of the plant?**
- 24. What are the Projected Pay-Back Period and IRR of the plant?**
- 25. What is the Process Flow Sheet Diagram of the plant?**
- 26. What are the Market Opportunities for setting up the plant?**
- 27. What is the Market Study and Assessment for setting up the plant?**
- 28. What is the Plant Layout for setting up the plant?**

Project Financials

- **Project at a Glance** **Annexure**
- Assumptions for Profitability workings1
- Plant Economics.....2
- Production Schedule.....3
- Land & Building.....4
 - Factory Land & Building
 - Site Development Expenses

- **Plant & Machinery.....5**
 - Indigenous Machineries
 - Other Machineries (Miscellaneous, Laboratory etc.)

- **Other Fixed Assets.....6**
 - Furniture & Fixtures
 - Pre-operative and Preliminary Expenses
 - Technical Knowhow
 - Provision of Contingencies

- **Working Capital Requirement Per Month.....7**
 - Raw Material
 - Packing Material
 - Lab & ETP Chemical Cost
 - Consumable Store

- **Overheads Required Per Month and Per Annum.....8**
 - Utilities & Overheads (Power, Water and Fuel Expenses etc.)
 - Royalty and Other Charges
 - Selling and Distribution Expenses
- **Salary and Wages9**
- **Turnover Per Annum10**
- **Share Capital.....11**
 - Equity Capital
 - Preference Share Capital

- **Annexure 1 :: Cost of Project and Means of Finance**
- **Annexure 2 :: Profitability and Net Cash Accruals**
 - **Revenue/Income/Realisation**
 - **Expenses/Cost of Products/Services/Items**
 - **Gross Profit**
 - **Financial Charges**
 - **Total Cost of Sales**
 - **Net Profit After Taxes**
 - **Net Cash Accruals**

- **Annexure 3 :: Assessment of Working Capital requirements**
 - Current Assets
 - Gross Working Capital
 - Current Liabilities
 - Net Working Capital
 - Working Note for Calculation of Work-in-process
- **Annexure 4 :: Sources and Disposition of Funds**

- **Annexure 5 :: Projected Balance Sheets**

- **ROI (Average of Fixed Assets)**
- **RONW (Average of Share Capital)**
- **ROI (Average of Total Assets)**

- **Annexure 6 :: Profitability Ratios**

- **D.S.C.R**
- **Earnings Per Share (EPS)**
- **Debt Equity Ratio**

- **Annexure 7 :: Break-Even Analysis**

- **Variable Cost & Expenses**
- **Semi-Variable/Semi-Fixed Expenses**
- **Profit Volume Ratio (PVR)**
- **Fixed Expenses / Cost**
- **B.E.P**

- **Annexure 8 to 11 :: Sensitivity Analysis-Price/Volume**

- **Resultant N.P.B.T**
- **Resultant D.S.C.R**
- **Resultant PV Ratio**
- **Resultant DER**
- **Resultant ROI**
- **Resultant BEP**

- **Annexure 12 :: Shareholding Pattern and Stake Status**
 - **Equity Capital**
 - **Preference Share Capital**
- **Annexure 13 :: Quantitative Details-Output/Sales/Stocks**
 - **Determined Capacity P.A of Products/Services**
 - **Achievable Efficiency/Yield % of Products/Services/Items**
 - **Net Usable Load/Capacity of Products/Services/Items**
 - **Expected Sales/ Revenue/ Income of Products/ Services/ Items**

- **Annexure 14** :: **Product wise Domestic Sales Realisation**
- **Annexure 15** :: **Total Raw Material Cost**
- **Annexure 16** :: **Raw Material Cost per unit**
- **Annexure 17** :: **Total Lab & ETP Chemical Cost**
- **Annexure 18** :: **Consumables, Store etc.**
- **Annexure 19** :: **Packing Material Cost**
- **Annexure 20** :: **Packing Material Cost Per Unit**

- **Annexure 21** :: **Employees Expenses**
- **Annexure 22** :: **Fuel Expenses**
- **Annexure 23** :: **Power/Electricity Expenses**
- **Annexure 24** :: **Royalty & Other Charges**
- **Annexure 25** :: **Repairs & Maintenance Expenses**
- **Annexure 26** :: **Other Manufacturing Expenses**
- **Annexure 27** :: **Administration Expenses**
- **Annexure 28** :: **Selling Expenses**

- **Annexure 29 :: Depreciation Charges – as per Books (Total)**
- **Annexure 30 :: Depreciation Charges – as per Books (P & M)**
- **Annexure 31 :: Depreciation Charges - as per IT Act WDV (Total)**
- **Annexure 32 :: Depreciation Charges - as per IT Act WDV (P & M)**
- **Annexure 33 :: Interest and Repayment - Term Loans**
- **Annexure 34 :: Tax on Profits**
- **Annexure 35 :: Projected Pay-Back Period and IRR**

Reasons for Buying Our Project Report

- ✓ **The report helps you to identify a profitable project for investing or diversifying into by throwing light to crucial areas like industry size, market potential of the product and reasons for investing in the product**
- ✓ **This report provides vital information on the product like it's characteristics and segmentation**
- ✓ **This report helps you market and place the product correctly by identifying the target customer group of the product**

- ✓ **This report helps you understand the viability of the project by disclosing details like machinery required, project costs and snapshot of other project financials**
- ✓ **The report provides a glimpse of government regulations applicable on the industry**
- ✓ **The report provides forecasts of key parameters which helps anticipate the industry performance and make sound business decisions**

Our Approach

- **Our research reports broadly cover Indian markets, present analysis, outlook and forecast for a period of five years.**
- **The market forecasts are developed on the basis of secondary research and are cross-validated through interactions with the industry players**
- **We use reliable sources of information and databases. And information from such sources is processed by us and included in the report**

Free Instant Online Project Identification and Selection Service

Our Team has simplified the process for you by providing a "Free Instant Online Project Identification & Selection" search facility to identify projects based on multiple search parameters related to project costs namely: Plant & Machinery Cost, Total Capital Investment, Cost of the project, Rate of Return% (ROR) and Break Even Point % (BEP). You can sort the projects on the basis of mentioned pointers and identify a suitable project matching your investment requisites.....[Read more](#)

[Download Complete List of Project Reports](#)

- [Detailed Project Reports](#)

Visit:- <https://www.entrepreneurindia.co/complete-project-list>

NPCS is manned by engineers, planners, specialists, financial experts, economic analysts and design specialists with extensive experience in the related industries.

Our Market Survey cum Detailed Techno Economic Feasibility Report provides an insight of market in India. The report assesses the market sizing and growth of the Industry. While expanding a current business or while venturing into new business, entrepreneurs are often faced with the dilemma of zeroing in on a suitable product/line.

And before diversifying/venturing into any product, they wish to study the following aspects of the identified product:

- **Good Present/Future Demand**
- **Export-Import Market Potential**
- **Raw Material & Manpower Availability**
- **Project Costs and Payback Period**

The detailed project report covers all aspect of business, from analyzing the market, confirming availability of various necessities such as Manufacturing Plant, Detailed Project Report, Profile, Business Plan, Industry Trends, Market Research, Survey, Manufacturing Process, Machinery, Raw Materials, Feasibility Study, Investment Opportunities, Cost and Revenue, Plant Economics, Production Schedule,

Working Capital Requirement, uses and applications, Plant Layout, Project Financials, Process Flow Sheet, Cost of Project, Projected Balance Sheets, Profitability Ratios, Break Even Analysis. The DPR (Detailed Project Report) is formulated by highly accomplished and experienced consultants and the market research and analysis are supported by a panel of experts and digitalized data bank.

We at NPCS, through our reliable expertise in the project consultancy and market research field, have demystified the situation by putting forward the emerging business opportunity in India along with its business prospects.....[Read more](#)

Visit us at



www.entrepreneurindia.co



www.niir.org

**Take a look at
NIIR PROJECT CONSULTANCY SERVICES
on #Street View**

[google-street-view](#)

**Locate us on
[Google Maps](#)**

Contact us

NIIR PROJECT CONSULTANCY SERVICES

106-E, Kamla Nagar, Opp. Mall ST,

New Delhi-110007, India.

Email: npcs.ei@gmail.com , info@entrepreneurindia.co

Tel: +91-11-23843955, 23845654, 23845886

Mobile: +91-9097075054, 8800733955

Fax: +91-11-23845886

Website : www.entrepreneurindia.co, www.niir.org

Take a look at ***NIIR PROJECT CONSULTANCY SERVICES*** on #StreetView

[google-street-view](https://www.google.com/maps/@28.628944,77.030151,15z)

Niir PROJECT CONSULTANCY SERVICES

AN ISO 9001 : 2015 CERTIFIED COMPANY



AN ISO 9001 : 2015 CERTIFIED COMPANY

Niir PROJECT CONSULTANCY SERVICES

Entrepreneur **India**



Who are we?

A trusted and leading name in the industry, we have been putting forth exceptionally integrated and comprehensive technical consultancy services. We believe that project consultancy serves as a critical element for the success of your projects. Moreover, we keep in mind that no client is the same and nor are the requirements. Therefore, we ensure uniqueness in every service you avail from us.

What do we offer?

- **Project Identification**
- **Detailed Project Reports/Pre-feasibility Reports**
- **Market Research Reports**
- **Business Plan**
- **Technology Books and Directory**
- **Industry Trend**
- **Databases on CD-ROM**
- **Laboratory Testing Services**
- **Turnkey Project Consultancy/Solutions**
- **Entrepreneur India (An Industrial Monthly Journal)**

How are we different ?

- We have two decades long experience in project consultancy and market research field
- We empower our customers with the prerequisite know-how to take sound business decisions
- We help catalyze business growth by providing distinctive and profound market analysis
- We serve a wide array of customers , from individual entrepreneurs to Corporations and Foreign Investors
- We use authentic & reliable sources to ensure business precision

Our Approach

Requirement collection

Thorough analysis of the project

Economic feasibility study of the Project

Market potential survey/research

Report Compilation

Who do we Serve?

- Public-sector Companies
- Corporates
- Government Undertakings
- Individual Entrepreneurs
- NRI's
- Foreign Investors
- Non-profit Organizations, NBFC's
- Educational Institutions
- Embassies & Consulates
- Consultancies
- Industry / trade associations

Sectors We Cover

- Ayurvedic And Herbal Medicines, Herbal Cosmetics
- Alcoholic And Non Alcoholic Beverages, Drinks
- Adhesives, Industrial Adhesive, Sealants, Glues, Gum & Resin
- Activated Carbon & Activated Charcoal
- Aluminium And Aluminium Extrusion Profiles & Sections,
- Bio-fertilizers And Biotechnology
- Breakfast Snacks And Cereal Food
- Bicycle Tyres & Tubes, Bicycle Parts, Bicycle Assembling

Sectors We Cover *Cont...*

- Bamboo And Cane Based Projects
- Building Materials And Construction Projects
- Biodegradable & Bioplastic Based Projects
- Chemicals (Organic And Inorganic)
- Confectionery, Bakery/Baking And Other Food
- Cereal Processing
- Coconut And Coconut Based Products
- Cold Storage For Fruits & Vegetables
- Coal & Coal Byproduct

Sectors We Cover *Cont...*

- Copper & Copper Based Projects
- Dairy/Milk Processing
- Disinfectants, Pesticides, Insecticides, Mosquito Repellents,
- Electrical, Electronic And Computer based Projects
- Essential Oils, Oils & Fats And Allied
- Engineering Goods
- Fibre Glass & Float Glass
- Fast Moving Consumer Goods
- Food, Bakery, Agro Processing

Sectors We Cover *Cont...*

- Fruits & Vegetables Processing
- Ferro Alloys Based Projects
- Fertilizers & Biofertilizers
- Ginger & Ginger Based Projects
- Herbs And Medicinal Cultivation And Jatropha (Biofuel)
- Hotel & Hospitality Projects
- Hospital Based Projects
- Herbal Based Projects
- Inks, Stationery And Export Industries

Sectors We Cover *Cont...*

- Infrastructure Projects
- Jute & Jute Based Products
- Leather And Leather Based Projects
- Leisure & Entertainment Based Projects
- Livestock Farming Of Birds & Animals
- Minerals And Minerals
- Maize Processing(Wet Milling) & Maize Based Projects
- Medical Plastics, Disposables Plastic Syringe, Blood Bags
- Organic Farming, Neem Products Etc.

Sectors We Cover *Cont...*

- Paints, Pigments, Varnish & Lacquer
- Paper And Paper Board, Paper Recycling Projects
- Printing Inks
- Packaging Based Projects
- Perfumes, Cosmetics And Flavours
- Power Generation Based Projects & Renewable Energy Based Projects
- Pharmaceuticals And Drugs
- Plantations, Farming And Cultivations
- Plastic Film, Plastic Waste And Plastic Compounds
- Plastic, PVC, PET, HDPE, LDPE Etc.

Sectors We Cover *Cont...*

- Potato And Potato Based Projects
- Printing And Packaging
- Real Estate, Leisure And Hospitality
- Rubber And Rubber Products
- Soaps And Detergents
- Stationary Products
- Spices And Snacks Food
- Steel & Steel Products
- Textile Auxiliary And Chemicals

Sectors We Cover *Cont...*

- Township & Residential Complex
- Textiles And Readymade Garments
- Waste Management & Recycling
- Wood & Wood Products
- Water Industry(Packaged Drinking Water & Mineral Water)
- Wire & Cable

Objective

- To get a detailed scenario of the industry along with its structure and classification
- To provide a comprehensive analysis of the industry by covering aspects like:
 - Growth drivers of the industry
 - Latest market trends
 - Insights on regulatory framework
 - SWOT Analysis
 - Demand-Supply Situation
 - Foreign Trade
 - Porters 5 Forces Analysis

Objective

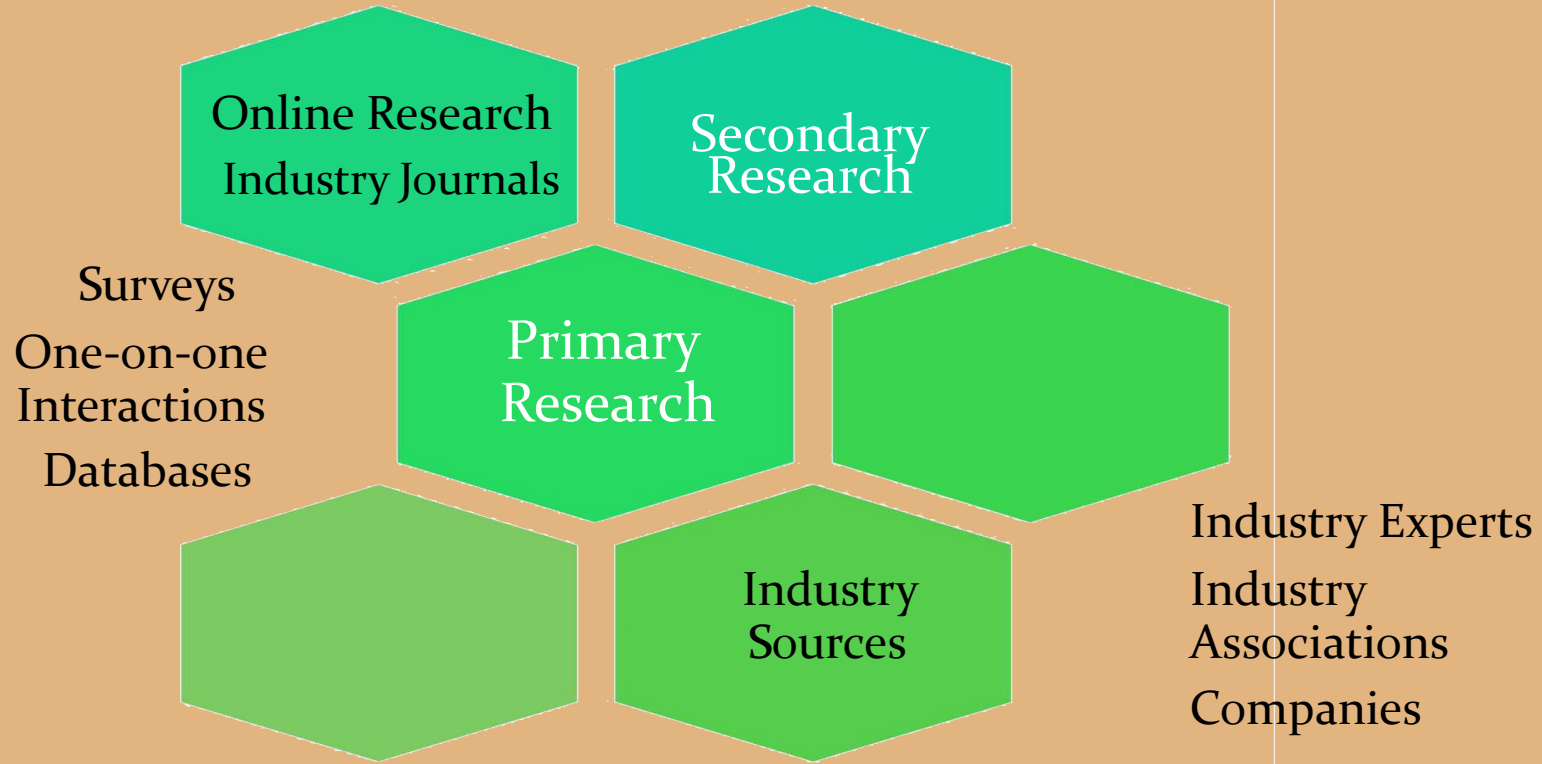
- To provide forecasts of key parameters which helps to anticipate the industry performance
- To help chart growth trajectory of a business by detailing the factors that affect the industry growth
- To help an entrepreneur/manager in keeping abreast with the changes in the industry
- To evaluate the competitive landscape of the industry by detailing:
 - Key players with their market shares
 - Financial comparison of present players

Clientele

- Venturist/Capitalists
- Entrepreneur/Companies
- Industry Researchers
- Investment Funds
- Foreign Investors, NRI's
- Project Consultants/Chartered Accountants
- Banks
- Corporates

[Click here for list](#)

Data Sources



Scope & Coverage



Our Team

⌘ Our research team comprises of experts from various financial fields:

⌘ MBA's

⌘ Industry Researchers

⌘ Financial Planners

⌘ Research veterans with decades of experience

Structure of the Report

1. Overview
2. Market Analysis
 - 2.1 Growth Drivers
 - 2.2 Emerging Trends in the Industry
 - 2.3 Regulatory Framework
 - 2.4 SWOT Analysis
 - 2.5 Herfindahl–Hirschman Index (HHI)
3. Market Forecasts
4. Key Players

Structure of the Report

Cont

- 5. Key Financials and Analysis
 - 5.1 Contact Information
 - 5.2 Key Financials
 - 5.3 Financial comparison
- 6. Industry Size & Outlook

Contact us

NIIR PROJECT CONSULTANCY SERVICES

Entrepreneur India

106-E, Kamla Nagar, Opp. Mall ST,
New Delhi-110007, India.

Email: npcs.ei@gmail.com , info@entrepreneurindia.co

Tel: +91-11-23843955, 23845654, 23845886

Mobile: +91-9097075054, 8800733955

Fax: +91-11-23845886

Website : www.entrepreneurindia.co , www.niir.org

Take a look at **NIIR PROJECT CONSULTANCY SERVICES** on #StreetView

[google-street-view](#)

Follow us



<https://www.linkedin.com/company/niir-project-consultancy-services>



<https://www.facebook.com/NIIR.ORG>



<https://www.youtube.com/user/NIIRproject>



https://twitter.com/npcs_in



<https://www.pinterest.com/npcsindia/>



Thank you!



For more information, visit us at:

www.entrepreneurindia.co

www.niir.org